




CL Series

Kori





Kori CL Series

This lamp uses 3-D printed fused filament fabrication to bring a faceted ice-like design to a suspended lamp. Delivers excellent diffuse lighting.

Central acrylic tube provides anchor points for section dividers and end caps.

Extruded from recyclable PETG, this material is highly durable and easy to maintain.

Recycled and downcycled PETG are options with limited finishes. Contact the studio for more information.

14W Dimmable LED, 120V 60Hz, 1800 lumens - available in 3000K, 3500K, 4000K, 5000K. Reversible uplight/downlight configuration.

Shade Finishes

Clear PETG
White Translucent PETG
Custom Materials Available

End Cap Finishes

- Ebony Wood PLA
- Onyx PLA
- Bamboo Wood PLA
- Henna PLA
- Eccentric Green PLA
- Coastline PLA
- Dove PLA

Steel wire suspension available in custom lengths. Includes adjustable ceiling cable mounts.

Electrical cable available in custom colors and materials.

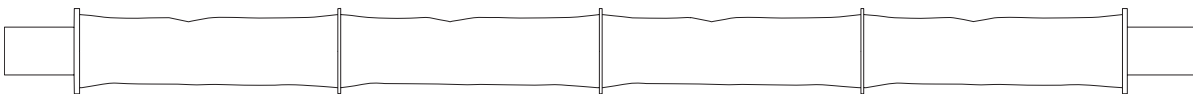
Designed and fabricated in our studio. Outside acrylic cap includes designer's mark.

Contact studio for current lead times.

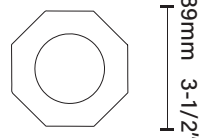
Etymology

Kori (氷) is Japanese for "ice" or "hail".

1240mm 48-13/16"



89mm 3-1/2"



Fluxication

Architectural + Decorative Lighting

719 South 75th Street, Suite 2, Omaha, NE 68114

+1 402 983 8308

fluxication.com